
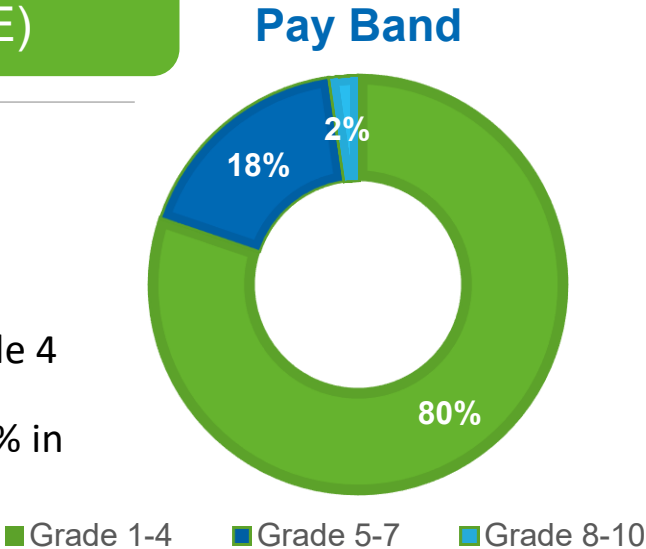


Annual People Data Summary – 2024/25

557 Total Headcount
(519.88 FTE)

- £ Annual pay bill = £16.5million
- £ Largest proportion of workforce paid at grade 4
- £ Gender Pay Gap -4.29% in favour of Females



508
Attendees at face-to-face training

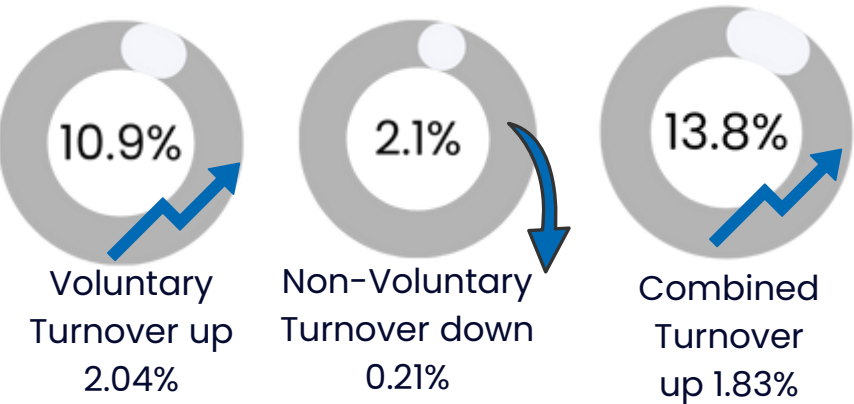


90.9%
Apprenticeship growth since 2022/23



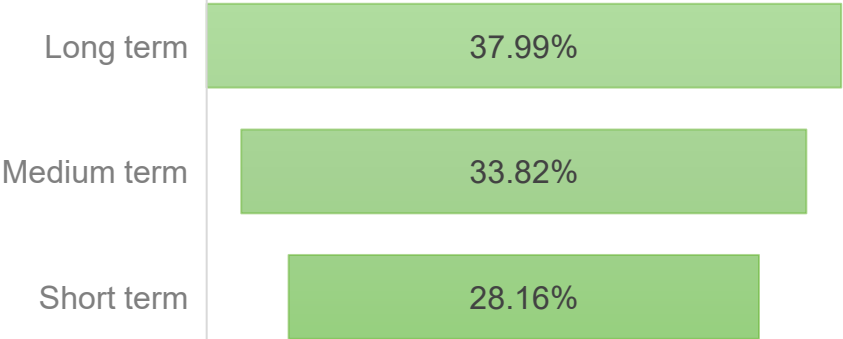
2615
E-learning courses completed

Employee Turnover



Sickness Absence

Average number of days lost
10.24 days per FTE



Gender Split

